




STAFF:CHILD RATIOS & SALARIES AND ELIGIBILITY

STAFF RATIOS

 **Infants** 1:4 for group size of 8 or under; or 1:3 for group size of 9

 **Toddlers** 1:7 for groups of 14 and under; 1:5 if group size is 15

 **Pre-K** 1:10 for a maximum group size of 20

Source: DCYF

43%

According to the 2021 Child Care Collaboration Task Force Report, the staff turnover rate was 43%

AVERAGE SALARIES:

Childcare:

\$16.95 Workers on average earn \$16.95 per hour.

10% of workers earn **\$14.88** or less per hour.
10% of workers earn **\$21.48** or more per hour.

Preschool:

\$18.10 Teachers on average earn \$18.10 per hour.

10% of teachers earn **\$14.88** or less per hour.
10% of teachers earn **\$22.96** or more per hour.

Salary source: Using Standard Occupational Classification (SOC) codes [Child care worker: SOC Code 39-9011, preschool teacher: SOC Code 25-2011]: ONet consolidates Bureau of Labor Statistics Information (to expedite data gathering), The Washington State Employment Security Department collects this data and sends to the BLS quarterly.

A comparative table for different cities in Washington for childcare workers is available at <https://www.onetonline.org/link/localwages/39-9011.00?st=WA> and for preschool teachers at <https://www.onetonline.org/link/localwages/25-2011.00?st=WA>

CURRENT ELIGIBILITY FOR WCCC AND ECEAP:

WCCC: **60% SMI** (65% at reapplication) and has an eligible activity; families experiencing homelessness

ECEAP: **36% SMI**; a tribal child at or below 100% SMI; on an IEP; experiencing homelessness; has participated in certain birth-to-three programs

Source: DCYF